


## GOA CARBON LIMITED

Registered Office: Dempo House, Campal, Panaji, Goa 403 001  
Corporate Identity Number: L23109GA1967PLC000076;  
Website: www.goacarbon.com



**EXTRACT OF AUDITED FINANCIAL RESULTS FOR THE QUARTER AND YEAR ENDED MARCH 31, 2022**

₹ in lacs


Particulars	Quarter ended March 31, 2022	Quarter ended December 31, 2021	Quarter ended March 31, 2021	Year ended March 31, 2022	Year ended March 31, 2021
	Audited	Unaudited	Audited	Audited	Audited
Total Income from Operations	27,454.73	21,606.93	12,795.15	76,611.65	35,278.59
Net Profit/(Loss) for the period (before tax, Exceptional and/or Extraordinary items)	1,839.41	1,627.75	640.69	4,091.48	(492.06)
Net Profit/(Loss) for the period before tax (after Exceptional and/or Extraordinary items)	1,839.41	1,627.75	640.69	4,091.48	(492.06)
Net Profit/(Loss) for the period after tax (after Exceptional and/or Extraordinary items)	1,519.99	1,629.71	659.67	3,777.93	(481.20)
Total Comprehensive Profit/(Loss) for the period (Comprising Profit for the period (after tax) and Other Comprehensive Income (after tax))	1,461.27	1,661.30	725.87	3,840.33	(288.98)
Paid-up equity share capital (face value ₹ 10)	915.11	915.11	915.11	915.11	915.11
Reserves excluding Revaluation Reserve as at Balance Sheet date				10,544.09	6,703.76
Earnings per equity share (in ₹) after exceptional items (Basic and diluted)	16.61	17.81	7.21	41.28	(5.26)
* (not annualised)	*	*	*		

**Note:**  
The above is an extract of the detailed format of the Statement of Quarterly/Year ended Financial Results filed with the Stock Exchanges under Regulation 33 of the SEBI (Listing Obligations and Disclosure Requirements) Regulations, 2015. The detailed Audited Financial Results and this extract were reviewed by the Audit Committee and approved by the Board of Directors of the Company at their meeting held on 28<sup>th</sup> May, 2022. The full format of the Statement of Quarterly/Year ended Financial Results are available on the websites of The BSE Limited (www.bseindia.com), the National Stock Exchange of India Limited (www.nseindia.com) and on the website of the Company (www.goacarbon.com).

**For GOA CARBON LIMITED**

**SHRINIVAS V. DEMPO**  
CHAIRMAN  
DIN : 00043413

Panaji, Goa: 28<sup>th</sup> May 2022



## Exploring Energy to Energise India

Marching Ahead

**EXTRACT OF FINANCIAL RESULTS FOR THE QUARTER AND YEAR ENDED 31 March 2022**  
(₹ in Crore unless otherwise stated)

Sl. No.	Particulars	Standalone				Consolidated			
		Quarter ended 31.03.2022	Year ended 31.03.2022	Quarter ended 31.03.2021	Year ended 31.03.2021	Quarter ended 31.03.2022	Year ended 31.03.2022	Quarter ended 31.03.2021	Year ended 31.03.2021
		Audited	Audited	Audited	Audited	Audited	Audited	Audited	Audited
1	Total Income from Operations	34,497.24	110,345.40	21,188.91	68,141.09	1,55,920.48	5,31,761.83	1,14,124.18	3,60,463.51
2	Net Profit / (Loss) for the period (before Tax, Exceptional items)	11,714.30	41,039.99	6,314.38	15,027.76	17,888.82	56,196.02	11,523.95	29,207.58
3	Net Profit / (Loss) for the period before Tax (after Exceptional items)	11,714.30	41,039.99	8,927.59	16,402.79	15,783.91	54,091.11	13,680.91	30,126.45
4	Net Profit / (Loss) for the period after Tax (after Exceptional items)	8,859.54	40,305.74	6,733.97	11,246.44	12,061.44	49,294.06	10,963.04	21,360.25
5	Total Comprehensive Income for the period (after tax) and Other Comprehensive Income (after tax)	10,467.43	44,037.65	7,211.06	13,665.31	13,497.13	53,691.32	11,740.14	23,224.97
6	Equity Share Capital (Face value of ₹ 5/- each)	6,290.14	6,290.14	6,290.14	6,290.14	6,290.14	6,290.14	6,290.14	6,290.14
7	Net worth	2,37,148.09	2,37,148.09	2,04,558.57	2,04,558.57				
8	Paid up Debt Capital / Outstanding Debt	6,396.90	6,396.90	15,022.66	15,022.66				
9	Other Equity	2,30,857.95	2,30,857.95	1,98,268.43	1,98,268.43		2,53,212.77		2,14,690.85
10	Debt Redemption Reserve	Not applicable	Not applicable	Not applicable	Not applicable				
11	Earnings Per Share (Face value of ₹ 5/- each) - not annualised								
	(a) Basic (₹)	7.04	32.04	5.35	8.94	8.39	36.19	7.52	12.96
	(b) Diluted (₹)	7.04	32.04	5.35	8.94	8.39	36.19	7.52	12.96
12	Debt Equity Ratio	0.03	0.03	0.07	0.07				
13	Debt Service Coverage Ratio	186.81	142.18	79.73	55.95				
14	Interest Service Coverage Ratio	186.81	142.18	79.73	55.95				


**Notes:**  
1) The above results are in accordance with the Indian Accounting Standards (Ind-AS) as prescribed under Section 133 of the Companies Act, 2013, read with the relevant rules issued thereunder and other accounting principles generally accepted in India.  
2) The above is an extract of the detailed format of audited Financial Results for quarter and year ended 31.03.2022 filed with the Stock Exchanges under Regulation 33 and 52 of the SEBI (Listing and Other Disclosure Requirements) Regulations, 2015. The full format of audited Financial Results for the quarter and year ended 31.03.2022 are available on the Stock Exchanges website of BSE (www.bseindia.com), NSE (www.nseindia.com) and Company's website at www.ongcindia.com.

Place : Delhi  
Dated : 28 May 2022

By order of the Board  
*Pomila Jaspal*  
Director (Finance)


## Oil and Natural Gas Corporation Limited

ONGC GROUP OF COMPANIES



CIN No. L74899DL1993GOI054155  
Regd. Office : Plot No. 5A- 5B, Nelson Mandela Road, Vasant Kunj, New Delhi - 110070  
Tel : 011-26754002, Fax: 011-26129091, E-mail: secretariat@ongc.co.in

www.ongcindia.com | /ONGCLimited | @ONGC | company/ONGC | ongccdelhicc | Instagram/ongcofficial



## GODFREY PHILLIPS INDIA LIMITED

CIN: L16004MH1936PLC008587;  
website: www.godfreyphillips.com; email: isc-gpi@modi.com

**Extract of Audited Standalone and Consolidated Financial Results for the Quarter and Year ended March 31, 2022**  
(Rs. in Lakhs)


Sl. No.	Particulars	Standalone			Consolidated		
		Quarter ended 31.03.2022	Year ended 31.03.2022	Quarter ended 31.03.2021	Quarter ended 31.03.2022	Year ended 31.03.2022	Quarter ended 31.03.2021
1	Total Income from Operations	85126	321533	83062	85317	322861	83583
2	Net Profit/(Loss) for the period (before Tax, Exceptional and/or Extraordinary items)	14073	56160	12640	14005	56827	12587
3	Net Profit/(Loss) for the period before tax (after Exceptional and/or Extraordinary items)	14073	56160	12640	14005	56827	12587
4	Net Profit/(Loss) for the period after tax (after Exceptional and/or Extraordinary items)	10390	43197	9543	10373	43802	9524
5	Total Comprehensive Income for the period [Comprising Profit/(Loss) for the period (after tax) and Other Comprehensive Income (after tax)]	11081	43204	10060	13314	47024	11882
6	Equity Share Capital	1040	1040	1040	1040	1040	1040
7	Basic and Diluted Earnings per Share (of Rs.2 each) (Rs.) (*not annualised)	19.98*	83.08	18.35*	19.95*	84.25	18.32*

**Notes:**  
1. The above is an extract of the detailed format of Statements of Audited Standalone and Consolidated Financial Results for the Quarter and Year ended March 31, 2022 ("These Results") filed with the Stock Exchanges under Regulation 33 of the SEBI (Listing Obligations and Disclosure Requirements) Regulations, 2015. These Results and this extract were reviewed by the Audit Committee and approved by the Board of Directors of the Company at the meeting held on May 28, 2022. These Results are available on the Company's website (www.godfreyphillips.com) and on the websites of National Stock Exchange of India Limited (www.nseindia.com) and BSE Limited (www.bseindia.com).  
2. The Audit, as required under Regulation 33 of the SEBI (Listing Obligations and Disclosure Requirements) Regulations, 2015, has been completed on These Results and the Audit Reports by the Statutory Auditors, expressing unmodified opinion on These Results, have been filed with the Stock Exchanges.

Registered Office: 'Macropolo Building', Ground Floor,  
Dr. Babasaheb Ambedkar Road, Lalbaug,  
Mumbai - 400 033.


For and on behalf of the Board  
(Dr. Bina Modi)  
Managing Director

Place: New Delhi  
Dated: May 28, 2022



## HEALTHY BANAJO, JUM KE KHAO

Take A Small Step Towards Healthy Living



KRBL Limited  
WORLD'S LARGEST RICE MILLERS & BASMATI RICE EXPORTERS

**EXTRACT OF AUDITED CONSOLIDATED FINANCIAL RESULTS OF KRBL LIMITED FOR THE QUARTER AND FINANCIAL YEAR ENDED 31 MARCH 2022** (₹ in Lacs except as stated otherwise)

Sr. No.	Particulars	Quarter ended		Year ended	
		31-03-2022 (Audited)	31-03-2021 (Audited)	31-03-2022 (Audited)	31-03-2021 (Audited)
1.	Total Income from operations	98,740	97,397	4,21,056	3,99,188
2.	Net Profit from ordinary activities before tax	14,724	18,642	61,713	74,936
3.	Net Profit for the period after Tax (PAT)	10,906	13,808	45,940	55,891
4.	Total Comprehensive Income for the period (Comprising Profit for the period after tax and other Comprehensive Income after tax)	10,764	13,904	46,011	56,487
5.	Paid-up Equity Share Capital (Face Value per share ₹1/-)	2,354	2,354	2,354	2,354
6.	Other Equity	—	—	4,04,670	3,66,897
7.	Earnings Per Equity Share (Face Value of ₹1/- each)				
	Basic (₹)	4.63	5.87	19.52	23.74
	Diluted (₹)	4.63	5.87	19.52	23.74

**Key numbers of Audited Standalone Financial Results** (₹ in Lacs)

Particulars	Standalone			
	Quarter ended		Year ended	
	31-03-2022 (Audited)	31-03-2021 (Audited)	31-03-2022 (Audited)	31-03-2021 (Audited)
Total Income from operations	98,740	97,397	4,21,056	3,99,188
Profit before tax	14,715	18,683	61,777	75,074
Profit after tax	10,897	13,850	46,004	56,029

Place: Noida  
Date: 27 May 2022

For and on behalf of Board of Directors of KRBL Limited  
Sd/-  
Anoop Kumar Gupta  
Joint Managing Director  
DIN: 00030160

Regd. Office: 5190, Lahori Gate, Delhi-110006  
CIN: L01111DL1993PLC052845, Email: investor@krblindia.com,  
website: www.krblrice.com, Tel.: +91-11-23968328, Fax: +91-11-23968327

**NOTE:**  
The above is an extract of detailed format of Quarterly/Annual Financial Results filed with the Stock Exchanges under Regulation 33 of the SEBI (Listing Obligations and Disclosure Requirements) Regulations, 2015. The full format of the Quarterly/Annual Financial Results are available on the Stock Exchange websites viz. www.bseindia.com and www.nseindia.com. The same is also available on the Company's website viz. www.krblrice.com under the link investor relations.